



Seaford Town Council

To the Members of the Golf & The View Committee

An Extraordinary Meeting of the **Golf & The View Committee** will be held electronically via Zoom* on **Tuesday 23rd June 2020** at **7.00pm**, which you are summoned to attend.

Councillor Mark Brown
Chair of Golf & The View
17th June 2020

***see overleaf for important information to join virtual meeting and accessing password**

PLEASE NOTE THAT THE EXEMPT PART OF THIS MEETING WILL NOT BE VIDEO RECORDED

AGENDA

1. Apologies for Absence

To consider apologies for absence.

2. Disclosure of Interests

To deal with any disclosure by Members of any disclosable pecuniary interests and interests other than pecuniary interests, as defined under the Seaford Town Council Code of Conduct and the Localism Act 2011, in relation to matters on the agenda.

3. Public Participation

To deal with any questions, or brief representations, from members of the public in accordance with Seaford Town Council Policy and the Local Authorities and Police and Crime Panels (Coronavirus) (Flexibility of Local Authority and Police and Crime Panel Meetings) (England and Wales) Regulations 2020.

4. Exclusion of the Press & Public

The Chairman will move that in accordance with the Public Bodies (Admission to Meetings) Act 1960, the press and public be excluded for the remainder of the meeting, as the following item on the agenda concerns commercially sensitive details.

5. Plans for the Reopening of The View EXEMPT

To consider exempt report 18/20 regarding the options available to the Council to reopen The View further to the Government imposed closure during lockdown.

For further information about items appearing on this Agenda please contact:

Isabelle Moulard, Assistant Town Clerk, 37 Church Street, Seaford, East Sussex, BN25 1HG

Email: admin@seafordtowncouncil.gov.uk

Telephone: 01323 894 870 (*please note that due to working from home, this phone line is not currently manned, so please leave a voice message and this will be picked up and forwarded to the relevant member of staff to deal with*)

Circulation: Councillors M Brown (Chair) and B Webb (Vice-Chair). Councillors N Adil, D Argent, J Cash, J Edson, M Everden, M Hayder, R Hayder and R Morland.

For Information: All other councillors and email recipients.

***Zoom Meeting:**

In line with the Coronavirus Act 2020 and subsequent regulations governing local authorities meetings, the Council will be holding this meeting via the online video conference facility, Zoom.

To join the Zoom meeting follow this link:

<https://us02web.zoom.us/j/82147554828?pwd=WjNpejZFeEYza09WRm5HeXNCZFBUUT09>

Meeting ID: 821-4755-4828

Password: (to ensure online security it is recommended that meeting passwords are not publicised and are given directly to those intending to attend the meeting. Please therefore email admin@seafordtowncouncil.gov.uk for the password at least 24 hours before the scheduled meeting date)

Taking Part in a Zoom Meeting

Please note that the following instructions are for joining a meeting using a laptop, computer or tablet device. Accessing with a smartphone may differ.

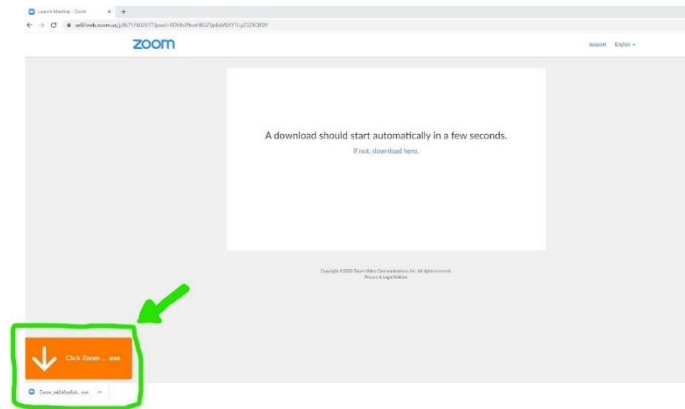
Index

- 1 [Joining](#)
 - 1a [If this is your first time](#)
 - 1b [If you have already downloaded the Zoom app](#)
- 6 [Settings](#)
 - 6a [Screen View](#)
 - 6b [Mute / Unmute](#)
 - 6c [Technical Run Through -Chat Function](#)
- 8 [Participation](#)
 - 8a [Public Participation](#)
 - 8b [Councillor Discussions / Participation](#)
 - 8c [Voting](#)
- 9 [Leaving the Meeting](#)
 - 9a [Exclusion of Press & Public](#)
 - 9b [Declaration of Interest](#)

1 – Joining

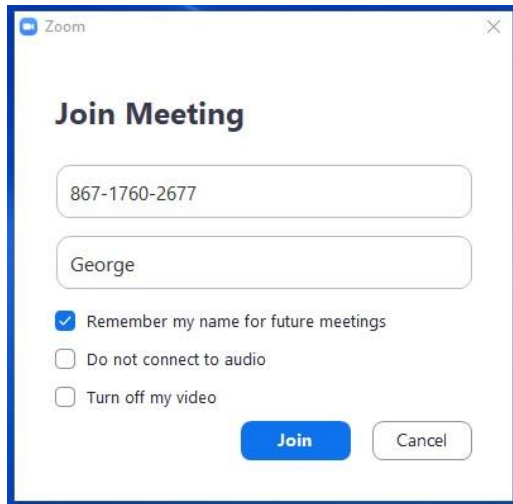
Follow the link provided by email/on the agenda.

1a – If this your first time, you will probably see the screen below. Click the Zoom icon at the bottom to open the desktop app.



Then you will be prompted to enter the meeting id and your name (note, this will be visible by all meeting participants). The meeting id can be found on the agenda, Council’s website or circulated email.

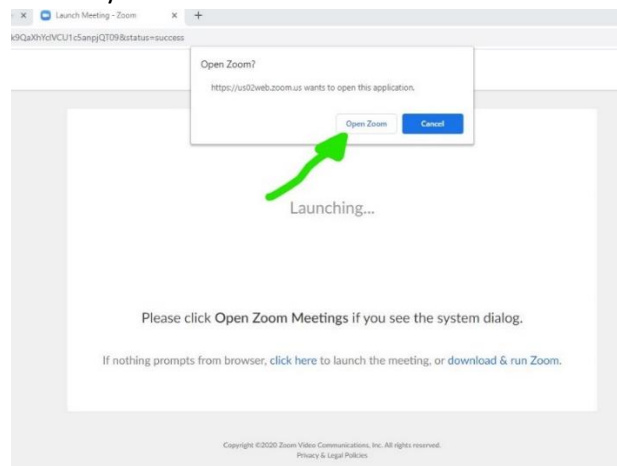
- For councillors, please do not choose to not connect your audio or turn off your video with the tick boxes.
- Members of the public will need audio as a minimum and whilst video is preferred, it is optional.



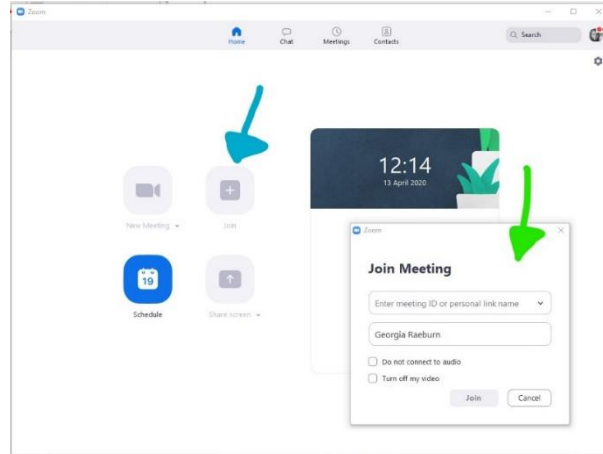
You will then be prompted to enter the meeting password, on the agenda, Council’s website or circulated email. Enter this and click to ‘join meeting’ (skip 1b and go to 2).

1b - If you have already downloaded the Zoom app, you can either:

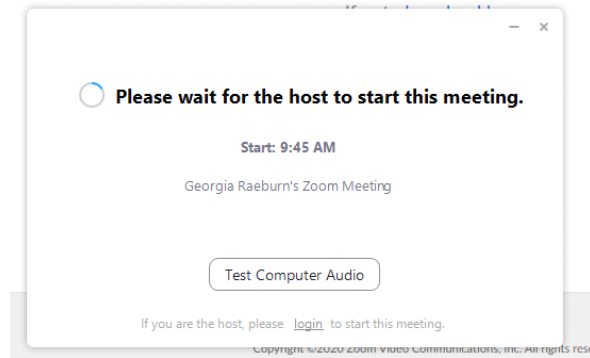
- Follow the link and you should see the screen below. Click the button to ‘open Zoom’ (go to 2)



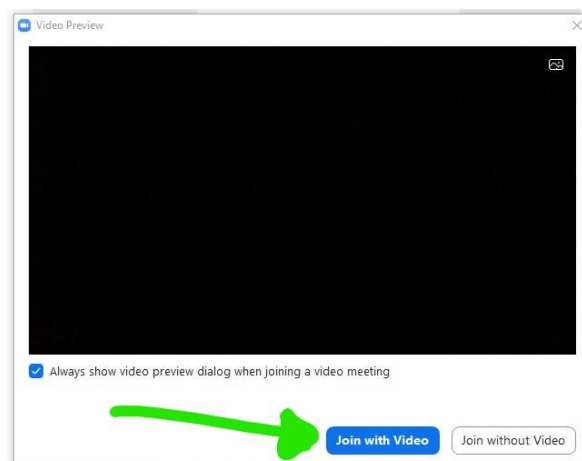
- ii. Open the Zoom desktop app and click 'join' (blue arrow) and then enter the meeting details (green arrow) (go to 2)



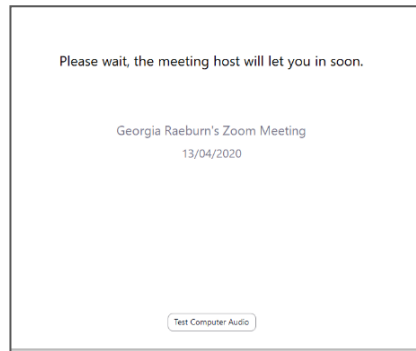
2 – Once in the desktop app, if the meeting has not yet started, you may see this below. If you wait, the host of the meeting just needs to start the meeting.



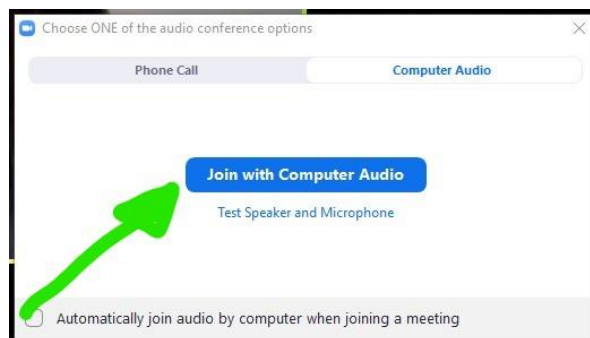
3 – Once the host starts the meeting, you will see the pop up below in your desktop app. Click the button to 'join with video'.



4 – You will then join the ‘waiting room’ and the host will have to approve you entering. Your screen will probably show the below.



5 – Once admitted entry by the host, you will see the screen below. Click to ‘join with computer audio’.



6 – Settings

6a - Screen View

Once in, you will see all participants in the meeting so far. More participants may join and the screens will get smaller/move around to accommodate this. If you can just see one big person and the rest are fitted around, you are on ‘speaker view’ change in the top right hand corner of the screen; try out ‘gallery view’ and see which you prefer!

6b - Mute / Unmute

Check to see if you are muted (shows on bottom left of screen):

- If it says ‘unmute’ with a red line this means you are muted and can’t be heard
- If it says ‘mute’ you can be heard

It will be best to remain muted until you want to speak – this prevents too much background noise and will make it easier for everyone to hear the speaker.

6c - Technical Run Through – Chat Function

We will go through the meeting at the start to make sure everyone can hear and see and be heard and seen. If you have any problems with the audio and can’t hear/be heard, we can use the ‘chat’ function to try to resolve this.

Click on ‘chat’ at the bottom of the screen. Type your issue in the text box and hit ‘enter’ – your message will go to the host only who will respond to try and help.

7 – Once everyone is up and running, the Chair will conduct the meeting in the usual manner; going through the agenda. The Host (an officer) will monitor the IT/technical side of the meeting.

8 – Participation

Please remember to keep yourself on mute unless you are speaking (save for the Chair and host, who will need to be able to speak freely). It is imperative that all participants are able to clearly hear the speakers without lots of background noise.

8a – Public Participation

- i. The Chair will introduce public participation and invite any members of the public wishing to speak to raise their hands clearly in the video.
- ii. The host will note down those wishing to speak (using the name/id shown by the person's screen).
- iii. The host will inform the Chair in turn who is next to participate.
- iv. Once at the end of the list, the Chair will check if any other members of the public were wishing to speak.
- v. The Chair, or an officer and other councillor if invited to do so, will respond where relevant to the member of public.
- vi. The public statement and any response will be recorded for the minutes in the usual manner.
- vii. If a member of public does not have video feed, when the Chair is asking who would like to participate, the member of public should unmute themselves and state their name and that they wish to speak. They will be noted down in the list by the host and they will be invited to participate at the relevant stage by the Chair.

8b – Councillor Discussion/Participation

To try and prevent councillors from speaking over each other, it is encouraged that councillors keep their video/audio 'muted' until invited to speak by the Chair.

- i. Councillors wishing to speak should raise their hand clearly in the video (as above) and the host will note the hands raised. All hands then go down, when prompted.
- ii. The host will inform the Chair who is to speak, and the Chair will invite that councillor.
- iii. The councillor speaking first should 'unmute' themselves and make their statement; then 'mute' their video/audio again.
- iv. The Chair will either respond or ask an officer to reply, where necessary.
- v. The Chair will then ask if any other councillors are wishing to respond to the councillor's statement by show of hands. The host will note the hands raised and prompt the Chair as to who to invite to speak.
- vi. Then follow the above steps ii-iv and work through the list of councillors wishing to respond.
- vii. Then return to the list of councillors who had originally wanted to speak and follow the above steps again.
- viii. If councillors do not have video feed, when the Chair is asking which councillors would like to speak or respond to another councillor's statement, the councillor should unmute themselves and state their name. They will be noted down in the list by the host and they will be invited to participate at the relevant stage by the Chair.

This may feel over the top but is trying to ensure that all councillors have a fair chance to partake in discussions. Hopefully when we are all more accustomed to this way of 'meeting', this will all become more second nature.

8c – Voting

The Chair/an officer will clearly read out what it is that is being voted on, in the usual manner.

The host will then read through councillor's names asking for their vote, whether 'for', 'against' or 'abstain'. This is to ensure that votes are marked down correctly and remove any error of doubt.

The host will confirm verbally whether or not the resolution was carried.

Please note, this does not mean they are recorded votes and individual votes will not be shown in the minutes; a councillor would still have to specifically request a recorded vote if one was wanted.

9 – Leaving the Meeting

To leave the meeting, you can click on the 'leave meeting' in red text at the bottom right hand of the screen. You will be prompted to confirm you want to leave.

If you leave by accident, please follow the above steps in section 2 to re-join the meeting.

9a – Exclusion of Press & Public

Where an exclusion of press & public is resolved, all members of press and public will need to leave the meeting. They can do this themselves or the host does also have the ability to remove them.

The host will then 'lock' the meeting so no new attendees can join and interrupt the confidential session.

9b – Declaration of Interest

If a councillor has declared an interest in an item on the agenda and it is deemed best that they 'leave the meeting' for that item. They should leave following the meeting in the usual manner but keep their Zoom desktop app open. The host will then 'invite' them to return once the item has concluded.

When invited to return, a pop up will appear that the councillor should then 'accept' and they will re-join the meeting.